

MR Series by SHERMANN


MR601

(discontinued model; replacement parts in stock except 15" - recone only
- superceded by MRL601)

The SHERMANN MR601 is a compact three way multi-role model supplied in passive drive format.

Standard hardware includes both GS-TA4 flying track & safety tie set for use with our GS-F4 flying brackets or GS-W4 wall brackets.

Also supplied is a GSA1/35 stand mount adaptor to enable use with any good quality tripod stand or bass cabinet mounted extension pole.



The MR601 capitalises on the success of previous GX and D Series 3way models using 15" LF drivers.

The MR601 maintains a high standard of speech and music clarity throughout the audio range with the added advantages of smaller size.

A smooth, highly efficient 15" bass drive unit features a substantial magnet assembly whilst a superb 1" compression driver offers subtle, accurate detail in the upper response band - both are British built.

Linking these two drive units is our European sourced GM17/50 6.5" midrange - this driver is used in most of our 3 way models.

The MR601 offers premium performance as a Front Of House PA box, stage wedge, side fill.

It may be flown in horizontal and vertical mode - a 35mm stand mount is also a fitted

Touring the MR601

Versatility is the keyword with all SHERMANN products and the MR601 has been designed to maximise use within a wide variety of system combinations.

This compact, multi role workhorse is supplied with two strategically placed handles to assist loading or stacking.

A fully recessed, heavy duty 35mm pole mount is supplied as standard along with a GS-TA4 flying track set for use with a GS-F4 flying bracket.

Installing the MR601

The numerous advantages of fully equipped SHERMANN Audio touring boxes are also available to the installer.

From a fully equipped install model to a totally basic version with no handles, stand mount or flying fittings the MR601 may also be specified in a variety of painted finishes.

Our expertise in the installation market allows us to offer superb sounding systems which are highly efficient, cost-effective and fully compatible with our customer's requirements.

Technical Specifications

System

Format	3 way Passive
Network	PCN-4
Nom' impedance	8 ohms
Hi-pass filter (-3dB point)	40Hz / 4th order
Rec' amp' power @ 8 ohm	350 - 400watts rms
Continuous Programme	600 watts
Short term peak	800 watts

Performance

Sensitivity @ 1w/1m	98 dB
Maximum output	127 dB @ 1m
Frequency response	50 Hz - 18.5 KHz
Dispersion > 0.6 KHz	70° x 40°

Drive unit - LF

Drive unit size	385 mm / 15"
Voice coil diameter	76 mm / 3"
Chassis	cast aluminium
Magnet	ferrite
Mounting	6mm caphead bolts x 8

Drive unit - MF

Drive unit size	165 mm / 6.5"
Voice coil diameter	38 mm / 1.5"
Chassis	cast aluminium
Magnet	ferrite
Mounting	5mm caphead bolts x 4

Drive unit - HF

Drive unit exit	25 mm / 1"
Voice coil diameter	44 mm / 1.75"
Magnet	ferrite
Diaphragm	titanium
Horn mounting	5mm c/s socket bolts x 4

Dimensions

Height	698mm (27.50")
Depth	329 mm (12.95")
Width	388 mm (15.27")
External volume	73 lts (2.56 ft ³)
Weight	33 Kgs (72 lbs)

Connections

Speakon NL4
pin 1+ **hot** / pin 1- **cold**


*Sockets are parallel linked on all pins
eg. 1+ to 1+ (see diagram)*

Crossover frequencies


High pass (full range mode)
40Hz 4th/8th order Linkwitz-Riley or
Butterworth filtering
High pass (with SHERMANN Audio LF
systems)
100 - 120Hz 4th order Linkwitz-Riley

* Options must be requested at time of ordering.

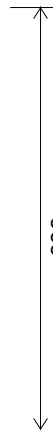
MR601



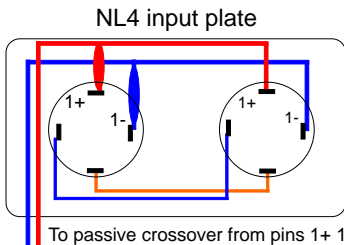
329mm



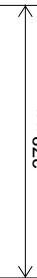
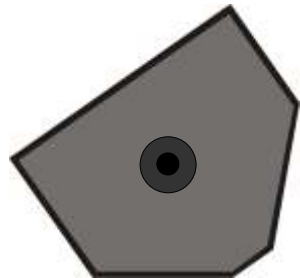
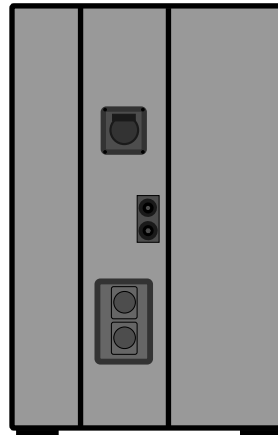
388mm



698mm



To passive crossover from pins 1+ 1-



378mm

Speaker Cables

We recommend the use of **2.5mm²** or **4mm²** OFC cabling with all SHERMANN Audio full range cabinets.

Wherever possible, cable lengths should not exceed **5 metres** for 4 ohm loading (*2 x 8ohm MR601 in parallel*); cabinet link cables should not exceed 1 metre.

Please call for details on SHERMANN Audio cables - contact info¹ shown below.

Please note

We would like to draw your attention to the likelihood of hearing damage from prolonged exposure to high sound pressure levels.

Care should be taken when using cabinets in close proximity to the audience, musicians or artists.

For further information on the safe operation of any SHERMANN Audio product please fax, call or email us - contact details are shown below.

The information within this data sheet is accurate and correct at the time of publication.

It is recommended that all technical information is verified with the company before inclusion in quotations or tender documents.

The company will not be held responsible for losses or difficulties arising from errors, changes or omissions.

Tel: +44 (0)8456 44 22 09 (01686 622 997)

Fax: +44 (0)8456 44 22 51

Email: sales@shermann.com

Web: www.shermann.com

All data, images & product design; © Ken Hughes 2007. **Shermann** is a registered trade mark used by S.P.A. Systems Ltd

Exterior fittings

Handle (top)

Steel recessed large flip type

Finish

Heavy duty black carpet or optional textured paint finish - any colour *

Grille

Heavy duty steel mesh c/w acoustically transparent foam and engraved logo.

Skids

Bottom mounted easily replaced 15mm plywood skids

Flying Points (supplied)

GS-TA3 side and rear mounted track for vertical flying

Construction

Cabinet shell

18mm multi-laminate Scandinavian birch plywood.

Baffle assembly


25mm multi-laminate Scandinavian birch plywood.

For optimum performance and system protection we recommend the use of a digital loudspeaker management unit within systems incorporating the MR601.

Ashly, BSS, DBX, Klark-Teknik, Void and XTA offer suitable models which may be loaded with preset configurations to enable successful operation within any SHERMANN Audio system.

Note:

This model superseded by the lightweight MRL601



SHERMANN Audio

The MR Series