

The **Shermann® V8**, designed by Ken Hughes, is a super-compact coaxial two way model supplied in passive drive format.

The smooth, extended response of the **V8** may be used within a wide variety of applications including theatre, concert front fills, conference, AV, fashion shows and places of worship.

Used with a Sherman LF units such as the G15B the **V8** may be successfully employed in FOH systems for live PA and music playback.

Flying or installing the **V8** is simplicity itself as the cabinet is equipped with nut plates to accept an optional bracket which also facilitates stand mounting.

These nut plates may also be fitted to the panels normally perceived as top and bottom to allow horizontal mounting in venues with low ceilings.

A 35mm internal stand mount is fitted to the **V8** which has been designed with two wedge angles for maximum flexibility.

The steeper 55° angle allows the **V8** to be placed in close proximity to the artist whilst the 35° angle permits even coverage for a variety of on-stage applications.



The V8 drive unit

The specially designed lightweight 8" co-axial drive unit fitted in to the **V8** enjoys a +/- 3dB response of 90 - 19.5KHz.

It features a ferrite magnet assembly for the cone drive section and the HF diaphragm.

The 90° conical dispersion allows the cabinet to be flown horizontally or vertically for installation.

V8

The V8 passive crossover

A nine element Sherman PCN3 low loss passive crossover provides a smooth transition to the 1" exit compression driver at 1.8KHz.

Using 400volt capacitors rated better than 5% tolerance and air-cored inductors accurately wound in the Sherman factory to a 0% tolerance the end result is perfect component matching and the highest possible level of accuracy throughout the production process.



Installing or Touring the Sherman V8

A combination stand mount / flying bracket is available which should cover most touring requirements however, this bracket may also be used with Sherman's optional wall mount arm for permanent installation.

Side M8 nut plates and a 35mm stand mount are standard fittings on this model.

The **V8** is supplied as standard in our durable **Textured Protective Coating** however, **TRC** paint finish may be specified for installation requirements.

V8

V8 cabinet finish

The V8 is constructed from 12mm and 18mm multi-laminate birch plywood finished in S-Coat heavy duty coating or SW-Coat textured water based paint.

The baffle area has a sturdy steel mesh grille with an acoustically transparent foam covering (*not fire retardant*) and the drive unit is rebated for further security.

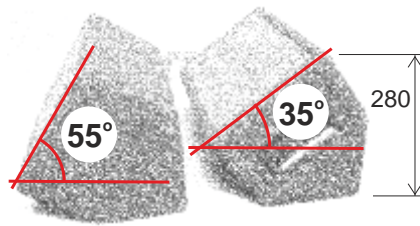
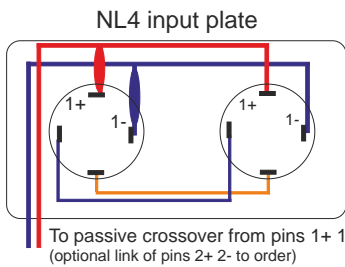

Connection to the cabinet is via dual recessed plates each fitted with two Neutrik speakon NL4MP connectors all wired in parallel and to pins 1+ 1-.

The plates are located on either both rear slopes or there is the option of having one plate on the top of the cabinet allowing the cabinet to be used in any on-stage or flying position.



Shermann

V Series



Speaker Cables

We recommend the use of **2.5mm²** or **4mm²** OFC cabling with all Shermann full range cabinets.

Wherever possible, cable lengths should not exceed 10 metres for 4 ohm loading (2 x 8ohm V8 in parallel); cabinet link cables should not exceed 5 metres.

Please call for details on Shermann cables - contact info' shown below.

Please note

We would like to draw your attention to the likelihood of hearing damage from prolonged exposure to high sound pressure levels.

Care should be taken when using cabinets in close proximity to the audience, musicians or artists. For further information on the safe operation of any Shermann product please fax, call or email us - contact details are shown below.

Textured Protective Coating

The coating currently applied to Shermann loudspeakers is an extremely hard wearing textured finish designed to protect the loudspeaker cabinet during normal use.

Damage may be caused through contact with sharp objects or if stacked against flight cases or any other item with metal fittings during transportation.

Whilst this style of coating is generally accepted as more durable than a paint finish it should be accepted that TPC is not armour plating and as such, may indeed be scratched or damaged.

The information within this data sheet is accurate and correct at the time of publication.

It is recommend that all technical information is verified with the company before inclusion in quotations or tender documents as The Company will not be held responsible for losses or difficulties arising from errors, changes or omissions.

Tel: +44 (0) 1686 622 997 & 07971 882663 / Email: info@shermann.com
 Fax: +44 (0) 1686 623 233 / Web: www.shermann.com

Shermann is a registered trade mark used with permission by S.P.A. Systems Ltd

Technical Specifications

System

Format	2 way Passive
Networks	PCN3
Nom' impedance	8 ohms
Hi-pass filter (-3dB point)	50Hz / 4th order
Rec' amp power @ 8ohm	150 - 250 watts rms
Continuous programme	400 watts

Performance

Sensitivity @ 1w/1m	95 dB
O/P level at rated power	123 dB @ 1m
Frequency range	85 Hz - 18.5 KHz
Dispersion > 1.9 KHz **	90°

Drive unit - LF

Drive unit size	205 mm / 8"
Voice coil diameter	51 mm / 2"
Chassis	cast aluminium
Magnet	ferrite
Mounting	5mm caphead bolts x 4

Drive unit - HF

Drive unit exit	25 mm / 1"
Voice coil diameter	44 mm / 1.73"
Magnet	ferrite
Diaphragm	sandwich polyester

Dimensions

Height	417 mm (16.38") *
Depth	255 mm (10.04") *
Width	255 mm (10.04") *
Apex height (55° wedge)	280 mm (11.02") *
External volume	27 lts (0.95 ft ³)
Weight	9.8 Kgs (21.5lbs)

Active crossover frequencies

High pass 60Hz (full range mode 4th/8th order Linkwitz-Riley or Butterworth filtering)

High pass 115Hz, (with Shermann LF systems 4th order Linkwitz-Riley)

For optimum performance and protection we recommend the use of a digital loudspeaker management unit within systems incorporating the R8M.

Klark-Teknik, BSS, Ashly, Marani and XTA manufacture suitable models which may be loaded with preset configurations to operate with any Shermann system.

All data, images & product design; © Ken Hughes 2012