

ShermannAudio

GS25

The all new **GS25** by Sherman® is major advance in the development of high power, low frequency drive systems.

It's been designed to be a future proof backbone for the touring and installed sound industry.

From new the GS25 is equipped with space for the forthcoming **SXA2** Amplifier/DSP module which may be installed within minutes to create the **GS25P**.

Based partly upon previous Gx models the GS25 has been enhanced by several design features to create a low distortion high power bass drive system capable of handling a wide variety of live or recorded material.

This model is capable of working with current Sherman models such as the G3, G5, G15 & RS5 along with the older CA3 & CA6



On stage

The **GS25** may be positioned in either a horizontal or vertically mode.

In horizontal mode the cabinet may be stacked and will be locked to the upper cabinet by recessed troughs in the upper face of the cabinet.

Pole Mounts

To assist with positioning of a pole mounted mid/high cabinet the GS25 is equipped with two (option of four) K&M 20mm screw thread adaptors.

These are positioned so that the pole may be fitted while the cabinet is in vertical or horizontal mode.

Connectors

Standard pin connection is 2 x NL4 sockets.

Optional connection is via 2 x NL8 sockets or a special order plate housing 2 x NL4 and one NL8 connector.

Construction

The GS25 is manufactured using void-free 24mm and 18mm birch plywood with an interlocking baffle assembly.

A new method of bracing the cabinet has been developed to create a thoroughly rigid enclosure.

This bracing technique, whilst being comparatively light in weight, has the additional function of reducing excessive airflow within the acoustic chamber.

External

The cabinet is equipped with eight large insert handles which have been designed to accept gloved hands.

The rear of the cabinet has four heavy duty 100mm castors permanently fitted to assist with the mobility of this cabinet.

Finish

Standard external finish is our black textured TRC paint.

An alternative would be our heavy-duty TPC finish at additional cost.

Stacking

Horizontal stacking is simplified through the fitting of skids and matching receptors on the long sides of each GS25.

Four high stacking is therefore an option.

Flying

Available to order is an industry standard track fitted as required

Other forms of flying arrangements may be specified.

Technical Specifications

System

format	VR loading
cabinet impedance	4 ohms
rec' amp' power	1600-2400 watts rms
programme power	4800 watts

Performance

frequency response (-3dB)	43 Hz - 125 Hz
sensitivity	99 dB @ 1w/1m
output (peak)	135 (138)dB @ 1m

Components

drive unit size	462 mm / 15"
voice coil diameter	102 mm / 4"
chassis	cast aluminium
suspension	dual
magnet	ferrite
mounting	6mm caphead bolts x 8

Dimensions

height	1016 mm / 40.00"
depth over castors	801 mm / 31.55"
depth - excl' castors	673 mm / 26.50"
width	466 mm / 18.35"
external volume	497 lts / 11.25 ft ³
weight (V2)	79 Kgs / 175 lbs

SXA2 Amp/DSP module

ch's 1 & 2 (LF)	2250w aes @ 4ohm
input / link	XLR female / male
mid/hi connection	Speakon NL4
mains	Powercon

* Options must be requested at time of ordering.

For optimum performance and system protection we recommend the use of a digital loudspeaker management unit within systems incorporating the GS28.

BSS, Ashly, Klark-Teknik, Xilica and XTA manufacture suitable models which may be loaded with preset configurations to operate with any Sherman system.


The front foam used on this cabinet is not fire retardent.



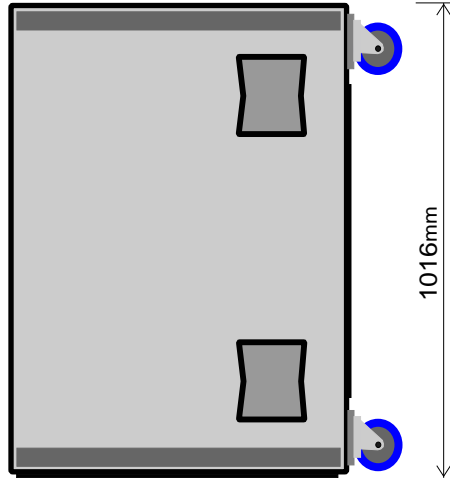
ShermannAudio

G Series

GS25

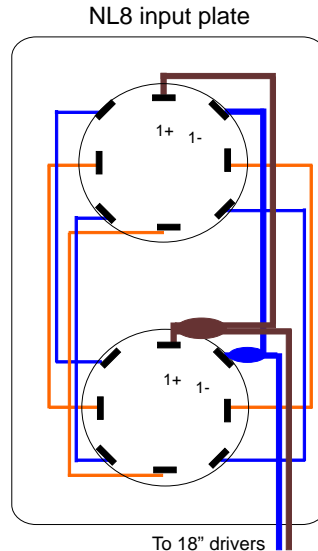
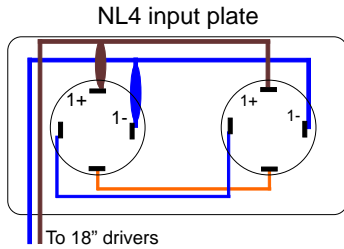


466mm



673mm
801mm

1016mm



Speaker Cables

We recommend the use of 4mm² or 6mm² OFC cabling with all Sherman LF drive cabinets.

Wherever possible, cable lengths should not exceed 2.5 metres for 2 ohm loading (2 x 4ohm GS25 in parallel); cabinet link cables should not exceed .8 metre.

Please call for details on Sherman cables - contact info* shown below.

Please note

We would like to draw your attention to the likelihood of hearing damage from prolonged exposure to high sound pressure levels. Care should be taken when using cabinets in close proximity to the audience, musicians or artists. For further information on the safe operation of any Sherman product please fax, call or email us - contact details are shown below.

Textured Protective Coating.

The coating currently applied to Sherman loudspeakers is an extremely hard wearing textured finish designed to protect the loudspeaker cabinet during normal use.

Damage may be caused through contact with sharp objects or if stacked against flight cases or any other item with metal fittings during transportation.

Whilst this style of coating is generally accepted as more durable than a paint finish it should be accepted that TPC is not armour plating and as such, may indeed be scratched or damaged.

The information within this data sheet is accurate and correct at the time of publication.

It is recommended that all technical information is verified with the company before inclusion in quotations or tender documents as The Company will not be held responsible for losses or difficulties arising from errors, changes or omissions.

Tel: +44 (0)845 644 2209 & 01686 622 997 / Email: info@shermann.com
Fax: +44 (0)1686 623 233 / Web: www.shermann.com

All data, images & product design; © Ken Hughes 2009.

Shermann is a registered trade mark used by S.P.A. Systems Ltd

Exterior fittings

Handles (six in total)
2 each side / 1 each end

Handles (type)
All sealed insert style

Castors (rear mounted x 4)
100mm heavy duty swivel type.

Finish
TPC ultra heavy duty black textured coating as standard; TRC option

Grille
Heavy duty steel mesh c/w acoustically transparent foam and engraved logo.

Skids
Bottom and rear mounted easily replaced 18mm plywood skids

Amplifier Module
The SXA2 amplifier/dsp module may be retrofitted to the GS28.

Construction

Cabinet shell
18mm & 25mm multi-laminate Scandinavian birch plywood.

Baffle assembly
25mm multi-laminate Scandinavian birch plywood.

Connections

Speakon NL4
pin 1+ hot / pin 1- cold

Speakon NL8 (option) *
pin 1+ hot / pin 1- cold

Wiring (NL4 & NL8 connectors)

Brown + / Blue -

Connector / back plate options *

- 1) Dual NL8 - standard fitting
- 2) Dual NL4 - optional
- 3) Dual NL4 plus 1 x NL8

All sockets are parallel linked on all available pins eg. 1+ 1- / 2+ to 2+ (see diagrams)

Crossover frequencies

High pass
28Hz 4th/8th order Linkwitz-Riley or Butterworth filtering

Low pass
110Hz 4th order Linkwitz-Riley

Note: The GS25 is not available with internal passive filtering

* Options must be requested at time of ordering.